

YOUR BEGINNERS GUIDE TO PAPHOS, CYPRUS

Paphos



Alicia's Travel Guide



Editor's Note

Hello! In June 2018, I moved across the world to study at the Chinese University of Hong Kong for an academic year. During this period I was fortunate enough to travel to different places across Asia. I thought I would create a small travel guide for each location, sharing the places I think are worth visiting from a student's perspective. Since then I have expanded the guides, to North America and now Europe.

I visited Paphos, in Cyprus, for a family wedding, however we also explored the area on our free days. These are simply things I enjoyed and would like to share with others, of course there are always new places to discover!

Alicia x

IN THIS ISSUE

- 03** Introduction
- 04** Paphos Airport
- 05** Accommodation
- 07** Transportation
- 08** Dinning
- 11** Activities

Paphos, Cyprus

Paphos is located in the south west region of the Mediterranean island of Cyprus. Despite the Republic of Cyprus being an official country, the island is culturally Greek, and is a part of the European Union (EU). This is except for the northern territory which is a part of Turkey, and thus is not in the EU. Cyprus is just at the cusp of the west and the middle-east, making it such an interesting and beautiful place to visit

Cyprus uses the Euro as it is in the Euro Zone. Like in many countries, cash is still king. Whilst most operators do offer card payment options, you do get the impression that they prefer cash. This can be due to the fact that the retailers have to pay commission to the banks to use the card payment system. Not to mention that a lot of the local markets are cash only. When the bill is slightly more expensive, at a restaurant for example, card is accepted but it can be challenging if you are needing to split the bill. I suggest using an international friendly bank such as Monzo, Starling or a Curve Card as this will eliminate fees if you are paying on card or withdrawing cash. If you do withdraw cash you will be given the option of being charged in Euros or your local currency. Always choose Euros as you receive slightly more currency this way.

Tipping can often be a tricky subject. It's ultimately up to your discretion in Cyprus. Some people round up to the nearest Euro, or 10 Euro. Simply tip as you see fit, the employees won't deem it rude if you only tip a little. As we travelled to Cyprus during the Coronavirus pandemic, we tried to tip slightly more as there were hardly any tourists to tip and boost their incomes slightly. With this, we also mainly paid on card as it is encouraged to reduce contact.

Paphos Airport

Paphos's international airport is formally known as "Hermes Paphos International Airport". It is the primary airport for Southern Cyprus. Whilst there are alternative airports for internal flights or short-haul flights, the majority will be to the international airport. In order to get from the airport to your accommodation there are a few options.

Taxi (and ride sharing). This is probably the most appropriate given that you will likely have a few suitcases. My family and I travelled in a group of eight so we pre-booked a taxi through our accommodation. I suggest contacting your accommodation, whether this be a villa or hotel as they may be able to organise this for you. It cost approximately €40 for an eight person mini bus to pick us up at the airport and drive us for about 25 minutes.

Bus. Buses run daily from the airport to the town centre with multiple stops along the way. It costs €1.50, or €2.50 after 21:00, which must be paid as you enter the bus. Be sure to check the running times as they are not the most regular.

Airport Shuttle. There are three different shuttles available; 'Kapnos', 'Abelair Aviation', and 'Limassol Airport Express'. These must all be booked in advance and require payment.

Accommodation

Like in most holiday destinations, you have the option of a villa, hotel, or hostel. My family and I opted to stay in a villa in the Universal area of Paphos. 'Villa Kristia' is available for booking on Booking.com. I couldn't recommend this villa highly enough, although a rental car is vital to get around efficiently as it is a fair walk to the harbour. This six-bedroom villa easily sleeps 12 people, with two separate living areas and an outdoor pool, there is plenty of room. Located near The Farm Supermarket for quick essentials, or supermarkets such as Aldi and Lidl slightly further way. The host is also extremely accommodating and friendly; even driving us to the harbour area on our first night.

Hotels are also a great option. Whilst I did not stay in hotels myself, some of my extended family did. The 'Amphora Resort' and 'Sofianna Resort & Spa' are both great choices.

Villa Kristia



Amphora Resort



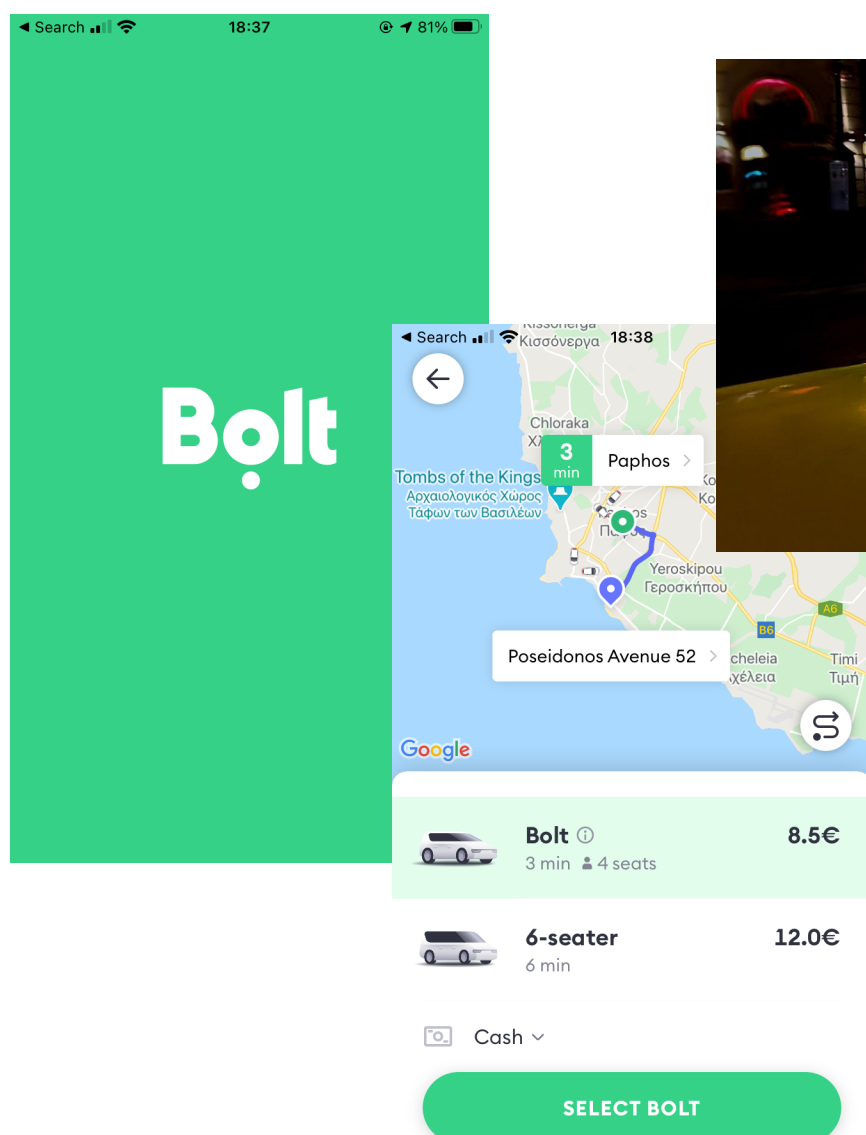


Caledonia Waterfall

Transport

If you're wanting to explore Paphos more than the immediate area around your accommodation, I suggest renting a **car**. You can rent a car from the airport or book online at [rentalcars.com](https://www.rentalcars.com) for a local pick up. For a Suzuki Swift it costs £25 a day. If you do opt to rent a car, ensure you take a video of the the car and pictures of any damage to ensure you are able to prove any potential damages claimed by the company once you return the car.

Taxi. There are a number of local taxis available. We typically used 'Mike's Taxi' or the bolt app. Mike's Taxi service is available for booking through Whatsapp on (+357)99742402, the drivers were always extremely quick to respond to the booking and polite. The 'Bolt' app is also available in Cyprus. It is similar to Uber and allows you to pay with either cash or card.



Dining

Chloe's Chinese- Potentially the best meal we had during our trip. The service was exceptional and the location was unbeatable along the harbour. My family and I chose to share our dishes. We each ordered a main and two sides to share; noodles and rice. I also ordered Steamed Prawn Dim Sums which were just amazing!

Suite 48- Located in the Amphora Resort hotel, this beach side spot is perfect for a lunch time snack or an evening meal. I recommend either a few small plates, or the Fish and Chips! I ordered Calamari, Halloumi (a Cypriot speciality), and Burrata Pugliese small plates and was full by the end!

Omikron Brunch- This restaurant in the Old Town has some amazing breakfast options. The pancakes are just to die for, but they can be quite filling so if you want a drink maybe have a light one rather than a milkshake or blended coffee. I opted for the Red Velvet Pancakes; raspberry flavour pancakes, italian bianco chocolate, walnuts, and strawberries or blueberries. My dad opted for the savoury option of the egg and bacon bagel and loved it!

Ficardo- Perfect for an evening sit down meal, this continental style restaurant will definitely have something to suit a variety of tastes. The indoor-outdoor dining options was exactly what we hoped for. I opted for the salmon which was served with a creamy sauce; it was just amazing.



Dining

The Lodge- A South African steakhouse and seafood restaurant which had great ambiance and service. Each dish was more than what was expected; the ribs were huge!

Oasen Italian and Greek- My family and I all enjoyed a late night dinner here on our first night in Paphos. It was exactly what we needed after our plane journey. The waiters were extremely friendly and the service was very fast. The Seafood platter to share was amazing; shrimps, octopus, muscles, you name it. The cocktails were also great; the 'Sex on the Beach' was surprisingly refreshing.

Leonidas- Located a couple restaurants down from Oasen, Leonidas is a steakhouse and mediterranean hybrid. The black tagliolini was exquisite and so filling. It was my first time trying squid ink pasta, but I must say I was surprised at how nice it tasted.

Theo's- This was the only restaurant I had on my list before going to Paphos. The workers here catch the fish in the local harbour, which is much more sustainable than other restaurants. I ordered the Seafood Orzo which had a muscles and shrimps mixed with the pasta. My family also ordered the Sea Bass, Swordfish, and Octopus, which were also outstanding.



NOW FOR *the* FUN



Paphos Castle

Activities

Cyprus is extremely hot all year round, therefore I have split the activities based upon location. Meaning that the activities will only take part of the day, so there is time to relax around the pool or on the beach afterwards. Of course, you could combine days to make a more full itinerary.

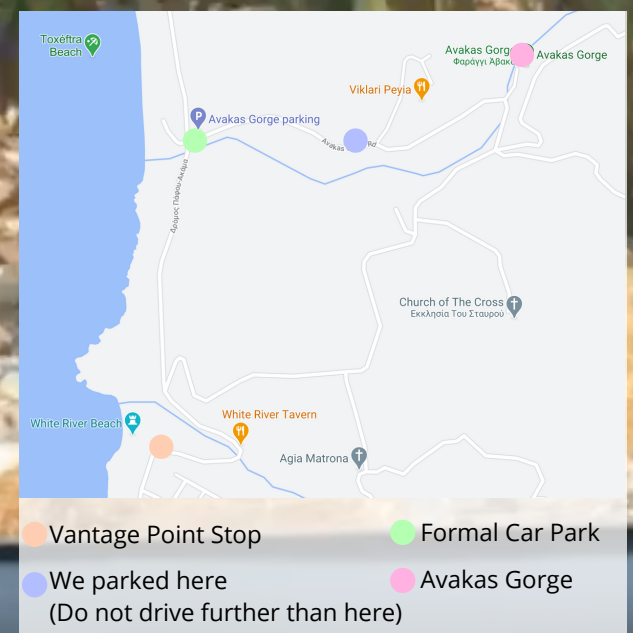
Day 1- North West Paphos

Drive about 40 minutes from the centre of Paphos towards Avakas Gorge in the Peyia region of Cyprus. Whilst the majority of the route is on formal roads, as you get closer to the destination the roads become much more bumpy and sandy. Therefore, I suggest only driving slightly up from the car park and not over the big hill, a few cars struggled to drive back up.

Home to a small river running through a dramatic canyon, **Avakas Gorge** is a breathtaking spot. In order to get to the Gorge itself you do need to take a gentle 40 minute hike; whilst the hike itself is relatively flat, it is all off piste so appropriate trainers or walking shoes are required. I wore Nike trainers which were fine, however if you have shoes you can wear through water streams that would be ideal as you do have to cross the stream. Although the beginning of the hike is in the sun, as you progress you are shaded by the shrubs and side of the canyon. You can continue to hike for another hour and a half to complete the full hike, however we decided to only hike to the beginning of the canyon which was

extremely beautiful and what a lot of people opt for. On the drive back you'll see a beautiful vantage point over **White River Beach**. There's a small spot to stop off at to see the beautiful blue seas.

Drive 10 minutes towards Paphos to see the **Edro III Shipwreck**. This a great photography spot as there are also lots of **Sea Caves** near by. 'Oniro By The Sea' is a great spot to have some food or drinks.





 Avakas Gorge



Flip flops were not the most appropriate footwear, but she still completed our spontaneous hike!



Activities

Day 2- Paphos Harbour

Start your day at the '**Tombs Of The Kings**' (entry €2.50). This UNESCO World Heritage Site is certainly worth putting up with the heat for an hour or so. Although no actual kings were buried here, the archaeological aspect is just amazing. It is thought that this is the burial site of many aristocrats and high up individuals. There's a variety of different sized tombs, so much smaller and some much more grand with tall column pillars. The site looks over the sea and has beautiful flowers and shrubs, making the landscape even more impressive.

The **Kings Avenue Mall** is one minute down the road, if you need a cool down head here for some intense AC! A very modern shopping complex with a wide range of quality shops. However, unfortunately like many malls today, most of the shops are the same as in any other mall.


Next is **Paphos Harbour**; there's a number of things to see here! Start at the **Paphos Castle** peninsular. The castle was originally a medieval fort and also includes a number of rooms which were once used as prison cells. When we visited there was an art display in the entrance way which was interesting and supplemented the information boards. Head upstairs for a view over the beautiful Mediterranean sea. It was beautiful.

Nearby is the **Archeological Park** which is home to sites such as the '**Forty Column Fortress**' and the '**Paphos Mosaics**'. Take a walk along Poseidonos Avenue, along the coastline, stop off in one of the cafes for lunch or simply something to drink. **Alykes Beach** will be on your left as you are walking along the harbour, if you fancy a swim you can either go in the sea or the little pool area which is surrounded by rocks to make the swimming area more secure.

Paphos Harbour



Paphos Castle



Tombs of the Kings



Activities

Day 3 - Old Town

Start your day by exploring **Paphos' old town**. Head to the **market** behind the big Cafe Nero and you'll find some local shops with clothes, ornaments, accessories etc all on sale. The locals are all very friendly and will definitely recommend some places to eat and drink near by. There are also beautiful views over the sea and nearby lower towns. Whilst the Cafe Nero can be tempting as they have a large open terrace, head to a local cafe to truly support the towns economy.

Once you've explored the market, drive down to **Pachyammos Beach** to avoid the crowds of other beaches. Make sure to bring cash as you will need to pay for use of sun-loungers; I definitely recommend this as you are able to escape the heat under a parasol if you need. **Octopus Water-sports** offers a variety of activities, including Parasailing, JetSkiing, and Paddle-boarding.

**DON'T FORGET TO
HAVE A CHILL
AROUND THE
POOL**



Activities

Day 4- East of Paphos

Drive about an hour and a quarter away from Paphos to the **Troodos Mountains** to see the famous **Caledonia Waterfalls** (free entry). The drive itself is easy as it is largely using official roads. However, when you get closer to the mountain the roads become much more hilly; still suitable for you to drive yourself though. You can either ascent (from Psilo Dentro restaurant) or descent (from Troodos) to reach the waterfall; we opted to ascend. The forty minute hike to the waterfall is off piste so ensure you wear trainers for good grip. The walk is uphill but is largely steps rather than one large hill, making it less challenging. The hike is almost completely shaded which is great to escape the heat of the day. Whilst the waterfall pool is only ankle height, the waterfall itself is beautiful and there is often a rainbow flowing through it. I recommend visiting on a weekday as it is much less busy; the weekends are usually busy with both local and tourist visitors.

On the way back to Paphos, continue on the E601 road towards the **Episkopi** region of Cyprus. Stop off at the **Ancient Kourion** to see the famous amphitheatre and ruins. The view over the mediterranean sea is also unbelievable.





📍 Suite 48



Alicia's Travel Guide